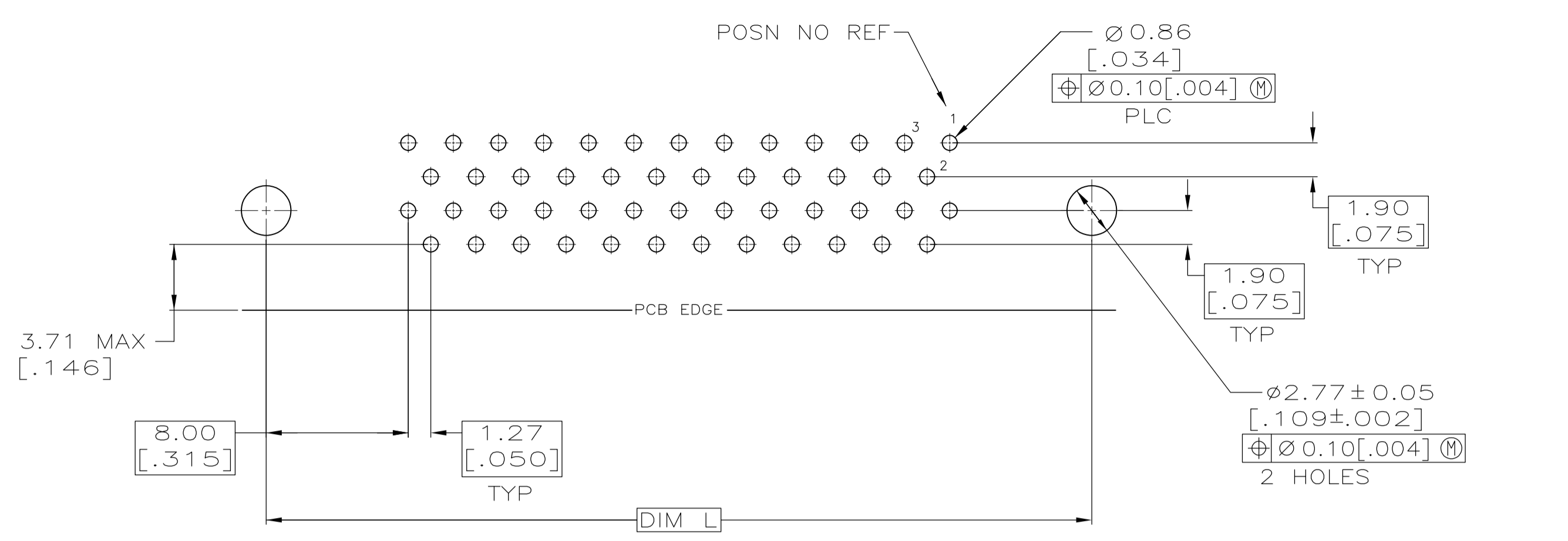
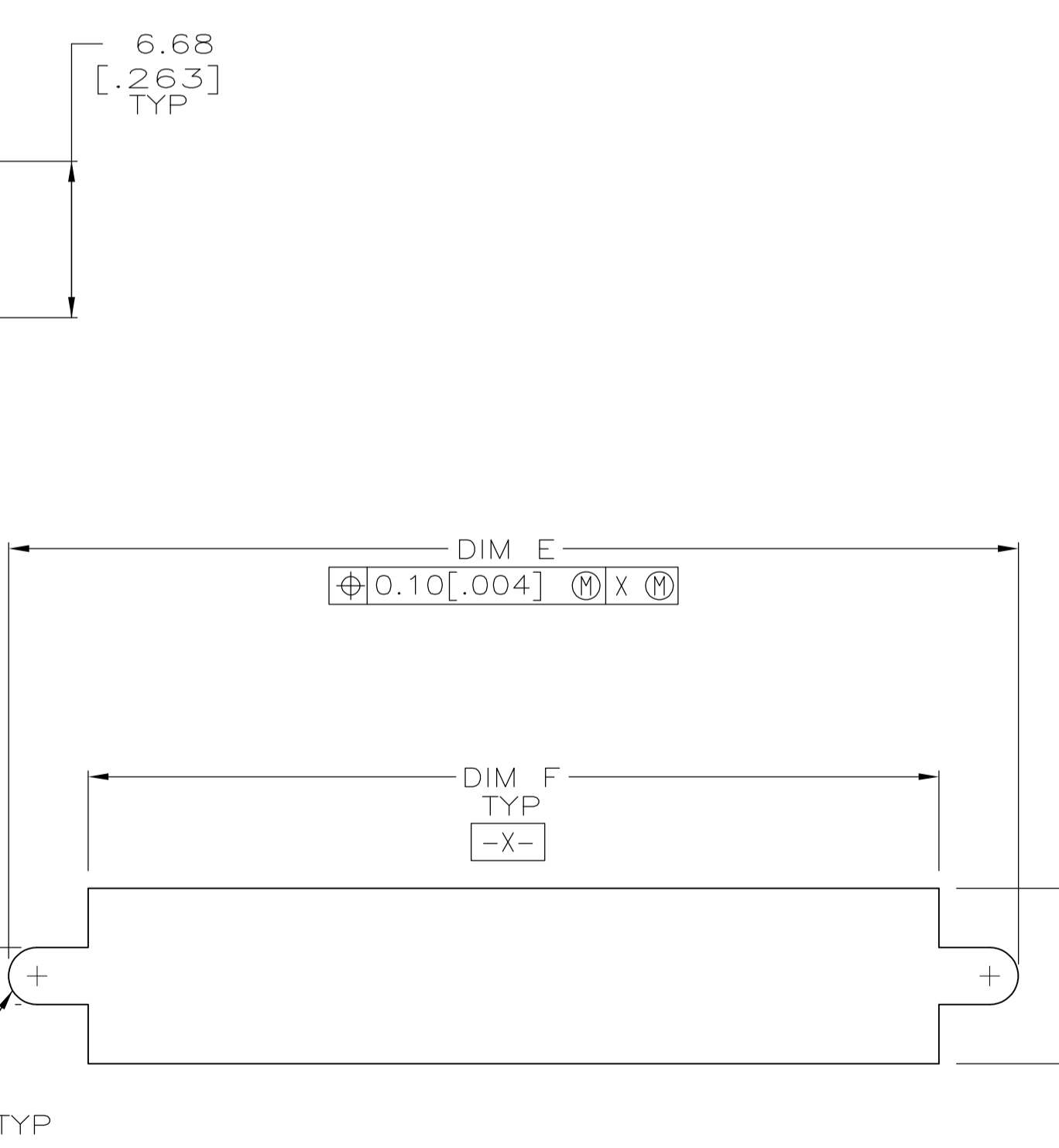
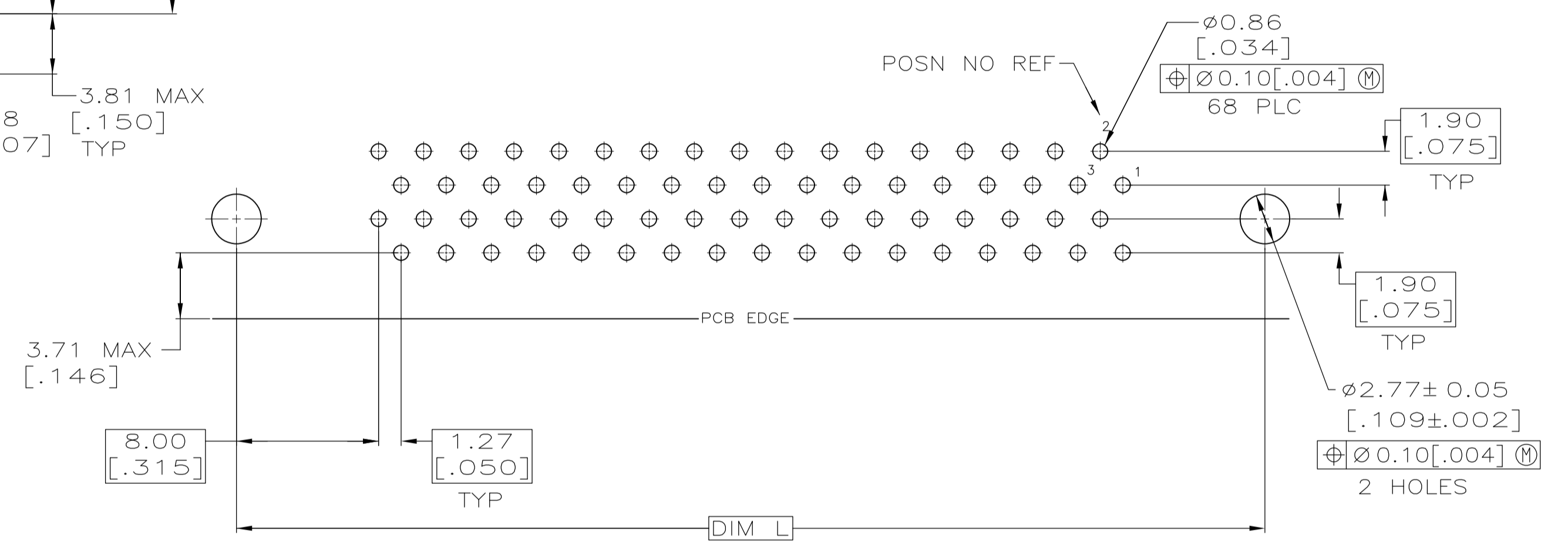


⚠ CONTACTS: PHOSPHOR BRONZE.
HOUSING & PIN SPACER: POLYESTER, UL 94V-0 RATED, THERMOPLASTIC, BLACK
BRACKET: ZINC.
SHELL: CARBON STEEL
BOARDLOCKS: COPPER ALLOY.

⚠ CONTACTS: EITHER 0.76µm [.000030] MIN GOLD PLATE FOR A LENGTH OF 0.64 [.025] MAX, 0.13 [.005] MIN FROM MATING END OR GOLD FLASH OVER PALLADIUM NICKEL PLATE, 0.76µm [.000030] MIN TOTAL FOR A LENGTH OF 0.64 [.025] MAX, 0.13 [.005] MIN FROM MATING END, 3.81µm [.000150] MIN TIN ON OPPOSITE END FOR A LENGTH OF 2.72 [.107] MIN, ALL OVER 1.27µm [.000050] MIN NICKEL UNDERPLATE.
SHELL: 5.08µm [.000200] MIN NICKEL OVER 1.27µm [.000050] MIN COPPER.
BRACKET: 3.81µm [.000150] MIN NICKEL OVER 5.08µm [.000200] MIN COPPER.
BOARDLOCKS: 5.08µm [.000200] MIN TIN OVER 1.27µm [.000050] MIN NICKEL.



P.C. BOARD MOUNTING DIMENSIONS
CONNECTOR SIDE
P.C. BOARD THICKNESS 1.57±0.20 [.062±.008]
PC BOARD PATTERN S



P.C. BOARD MOUNTING DIMENSIONS
CONNECTOR SIDE
P.C. BOARD THICKNESS 1.57±0.20 [.062±.008]
PC BOARD PATTERN T

OBsolete	TRAY	S	46.48	1.27	42.80	48.92	52.45	34.70	46.48	50	1-5787082-5
	TUBE	T	78.23	0.64	74.55	80.67	84.20	66.45	78.23	100	5787082-9
	TUBE	T	57.91	0.64	54.23	60.35	63.88	46.13	57.91	68	5787082-7
	TUBE	S	46.48	1.27	42.80	48.92	52.45	34.70	46.48	50	5787082-5
	TUBE	T	32.51	0.64	28.83	34.95	38.48	20.73	32.51	28	5787082-3
	TUBE	S	31.24	1.27	27.56	33.68	37.21	19.46	31.24	26	5787082-2
PACKAGING	PC BOARD PATTERN		L	G	F	E	D	B	A	NO OF POSN	PART NUMBER

COPYRIGHT 2005
TE CONNECTIVITY CORP
ALL RIGHTS RESERVED

THIS DRAWING IS A CONTROLLED DOCUMENT.

DIMENSIONS: mm [INCHES]	TOLERANCES UNLESS OTHERWISE SPECIFIED:	DIN A FERNANDEZ-DOCK5 02-15-05	TE Connectivity
0 PLC ± -	1 PLC ± 0.13 [.005]	CHK S. SHUEY 02-15-05	NAME
2 PLC ± -	3 PLC ± -	APVD M. WALMSLEY 02-15-05	RECEPTACLE ASSEMBLY, SHIELDED, RIGHT ANGLE, .050 SERIES AMPLIMITE
4 PLC ± -	ANGLES ± -	APPLICATION SPEC 108-1228	SIZE
MATERIAL	FINISH	114-40029	CAGE CODE
		WEIGHT	00779
		CUSTOMER DRAWING	SCALE 4:1 SHEET 1 OF 1 REV B1